



Data Sheet

Noise-Lock® STC 55 Steel Acoustic Door



Overview

- Certified performance rating
- Manufactured to standard and custom sizes
- Available as single leaf or double door sets with glazing options
- Cam-lift hinges used to maximize acoustic seal
- Rugged steel construction
- Factory assembled and checked
- Finished in polyester powder coating as standard
- Wood veneer and powder coat finish options available
- Door leaf is 3 1/2" thick

Acoustic Rating

STC 55 (dB) to achieve minimum NIC 50 once installed (subject to flanking).
 Certified laboratory performance in single leaf arrangement as follows:

Frequency (Hz)	63	80	100	125	160	200	250	315	400	500	630	800	1000	1250	1600	2000	2500	3150	4000
Noise-Lock® STC 55	21	28	29	40	48	50	51	53	53	54	55	56	56	55	53	52	53	58	61

Standard Features



Acoustic Rated



Easy Access Flat Thresholds

Optional Extras



Blast Resistance



RF Shielding



Fire Rated

Overview

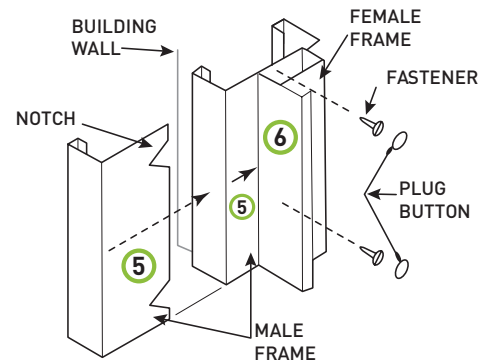
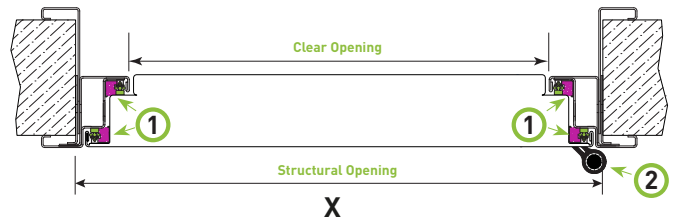
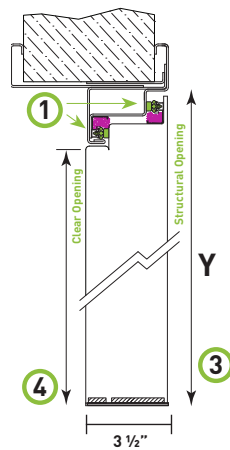
IAC Acoustics produces an engineered system — fully factory assembled complete with a leaf, architectural split-frame, acoustic seals, cam-lift hinges and hardware. All doors are pre-hung for operational alignment, fit and finish before shipping.

Noise-Lock® doors are laboratory-tested for performance in independent laboratories, further supported by installed site testing. IAC Acoustics is renowned for quality, durability and guarantees in-field performance.

Hardware

IAC Acoustics Noise-Lock® doors are available with a number of standard and custom hardware options. Please contact your local IAC Acoustics office for further details.

- ① Acoustic Seal
- ② Cam-lift Hinge
- ③ Boot Seal
- ④ Sill
- ⑤ Male Frame
- ⑥ Main Frame / Female Frame



The relationship between the clear and structural openings for both width and height is the same for all sizes of Noise-Lock® STC 55 doors. An example for a 3' x 7' door can be found in the table below:

Door Opening	Width (X)	Height (Y)
Structural/Rough Opening	3' - 5 1/2"	7' - 3"*
Clear Opening	3'	7'

* includes 1/4" threshold

Performance Features

- Self-aligning magnetic seals assure long life and high in-field performance, even under constant use
- Cam-lift hinges lower and seal the door to the floor eliminating the high maintenance of automatic drop seals
- Split frames eliminate in-field grouting to achieve the specified acoustic performance with quick and clean installation